



bath . experiences

cosmic	006
designawards	008
thecreators	010
showroom	012
thecollections	014

ACCESORIOS / ACCESSORIES / ACCESSOIRES / ACCESSORI /
ACCESSÓRIOS / ACCESSOIRES / ACCESSOIRES

ARCHITECT	016	NEW
BATH LIFE	030	
BLACK & WHITE	040	
CONTRACT	050	
EXTREME	060	
INOX	068	
LOGIC	076	
MINIMALISM	086	
ORGANICS	096	
PROJECT	104	
WORKING	114	

COMPLEMENTOS / FREE STANDING ACCESSORIES / ACCESSOIRES A POSER /
ARTICOLI D'APPOGGIO E OGGETTISTICA / COMPLEMENTOS /
ACCESSOIRES STANDMODELLE / LOSSTAANDE ACCESSOIRES

BASKET	124	
ORGANICS	126	
SAKU	132	
	138	NEW

displays	145
-----------------	-----

salesconditions	150
------------------------	-----

CONDICIONES GENERALES DE VENTA / GENERAL SALES CONDITIONS / CONDITIONS
GÉNÉRALES DE VENTE / CONDIZIONI GENERALI DI VENDITA / CONDIÇÕES GERAIS DE VENDA /
ALLGEMEINE VERKAUFSBEDINGUNGEN / ALGEMENE VERKOOPVOORWAARDEN

technicalspecifications	152
--------------------------------	-----

MATERIALES / MATERIALS / MATÉRIAUX / MATERIALI / MATERIAIS / MATERIAL / MATERIALEN





design awards

2009

Design Plus colección Flow | *Design Plus Flow collection*

2007

Delta plata colección Simplex | *Silver Delta Simplex collection*

Design plus colección Block | *Design Plus Block collection*

2003

Príncipe Felipe a la excelencia empresarial | *Principe Felipe for business excellence*

Calidad del diseño en la empresa (BCD-CCB) | *Design quality in the company*

2002


Lux Plata campaña de comunicación | *Silver Lux communication campaigns*

2001

Lux Oro campaña de comunicación | *Gold Lux communication campaigns*









accessories

architect	016	NEW
bath life	030	
black & white	040	
contract	050	
extreme	060	
inox	068	
logic	076	
minimalism	086	
organics	096	
project	104	
working	114	



De las formas **arquitectónicas** surgen multitud de piezas que destacan por su **resistencia**. Colección completa de accesorios con un diseño **atemporal** y **elegante**.

*A multitude of pieces come out of **architectonic** forms that dominate with their **resistance**. A comprehensive collection of accessories with a **timeless** and **elegant** design.*

archi tect

DESIGN BY COSMIC STUDIO

architect



Acabados
Finishes
Finitions
Finiture
Acabamentos
Oberflächen
Afwerkingen



Cromo
Chrome
Chromé
Cromo
Cromo
Chrom
Verchromd

FIJACIÓN TRADICIONAL TRADITIONAL FIXING

225 01 21

COLECCIÓN / COLLECTION / COLLECTION / COLLEZIONE / COLEÇÃO / KOLLEKTION / COLLECTIE

ACABADOS / FINISHES / FINITIONS / FINITURE / ACABAMENTOS / OBERFLÄCHEN / AFWERKINGEN

MODELO / TYPE / MODÈLE / MODEL / MODELO / MODELL / MODEL

SISTEMA DUAL DUAL SYSTEM

225 01 21 D

COLECCIÓN / COLLECTION / COLLECTION / COLLEZIONE / COLEÇÃO / KOLLEKTION / COLLECTIE

ACABADOS / FINISHES / FINITIONS / FINITURE / ACABAMENTOS / OBERFLÄCHEN / AFWERKINGEN

MODELO / TYPE / MODÈLE / MODEL / MODELO / MODELL / MODEL

SISTEMA DUAL / DUAL SYSTEM / SYSTÈME DUAL / SISTEMA DOPPIO / SISTEMA DUAL / DUALES SYSTEM / DUAL SYSTEM

10
AÑOS
GARANTÍA
YEARS
GUARANTEE
COSMIC



Carga estática
de más de 25 kg

*Static load
of over 25 kg*



Resistente
a impactos

*Impact
resistance*




Montaje sin ruido
fácil y rápido

*Quick, easy,
silent installation*



Removible

Removable



Efectivo en diferentes
superficies*

*Works with
different surfaces**

Características

Fácil instalación: tornillo de doble paso.
Fijaciones ocultas. Anticorrosión.

Features

*Easy installation: double pitch screw.
Hidden attachments. Anti-corrosion.*

Caractéristiques :

Facile installation: vis à double pas.
Fixations occultes. Anti-corrosion.

Caratteristiche:

*Facile installazione: vite a doppio passo.
Fissaggio nascosto. Anticorrosivo.*

Características:

Fácil instalação: parafuso de dupla
passagem. Fixações ocultas.
Anti-corrosão.

Eigenschaften:

*Einfache montage: doppel-pass-schraube.
Unsichtbare Befestigungen. Korrosionsschutz.*

Kenmerken:

Eenvoudig te monteren: schroef met
dubbele draad. Verborgene bevestigingen.
Corrosiewerend.

Sistema Dual

La colección Architect presenta como novedad el sistema de instalación dual, que permite sujetar los accesorios de baño con y sin taladros. Con el adhesivo Smart-fix, elaborado en exclusiva para la firma, se facilita el montaje sin la necesidad de hacer agujeros en la pared.

Dual System

Our updated Architect collection now includes a dual installation system for installing bathroom accessories with or without a drill. Smart-fix adhesive, designed exclusively for our firm, means that bathroom accessories can be installed without drilling holes in the wall.

Système Dual

La collection Architect présente comme nouveauté le système d'installation double, qui permet de fixer les accessoires de bain avec ou sans perceuse. Grâce à l'adhésif Smart-fix, conçu exclusivement pour notre marque, le montage est plus simple car vous n'avez plus besoin de faire des trous.

Sistema Doppio

La collezione Architect presenta la novità del doppio sistema di fissaggio, che consente il montaggio degli accessori del bagno con e senza il ricorso al trapano. Grazie all'adesivo Smart-fix, studiato appositamente per il marchio, il montaggio è facilitato e non c'è bisogno di praticare fori nella parete.

Sistema Dual

A coleção Architect apresenta o sistema de instalação dual, que permite fixar os acessórios de banho com e sem furos. Com o adesivo Smart-fix, desenvolvido exclusivamente para a empresa, a montagem é facilitada sem a necessidade de fazer furos na parede.

Duales System


Die Kollektion Architect präsentiert als Neuheit das duale Installationssystem, mit dem Badezimmeraccessoires mit oder ohne Bohrlöcher befestigt werden können. Mit dem Klebstoff Smart-fix, der exklusiv für die Firma entwickelt wurde, erfolgt die Montage einfach und ohne störende Bohrlöcher in der Wand.

Dual System

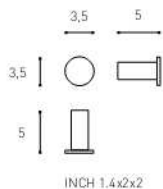
De Architect-collectie presenteert het nieuwe dual-installatiesysteem waarmee badkameraccessoires met of zonder boren kunnen worden bevestigd. Met Smart-fix kleefmiddel, dat exclusief voor de firma ontwikkeld is, wordt de montage eenvoudiger, zonder dat er gaten in de muur hoeven te worden gemaakt.

* Cerámica, porcelana, materiales vitrificados o mármoles compactos, e incluso superficies con una rugosidad de hasta 0,5 milímetros de espesor.

* Ceramic, porcelain, glazed surfaces, compact marble, even surfaces with roughness up to 0.5 mm thickness.

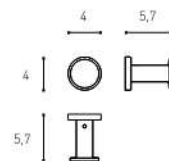


architect



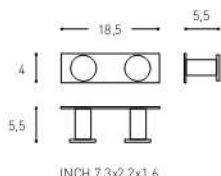
INCH 1.4x2x2

● COLGADOR
HANGER
PATERE
APPENDINO
CABIDE
HAKEN
KLEERHAAK
205 01 21



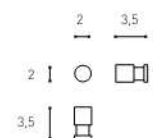
INCH 1.6x2.2x2.2

● COLGADOR
HANGER
PATERE
APPENDINO
CABIDE
HAKEN
KLEERHAAK
NEW 205 01 21 D



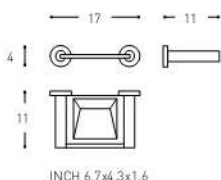
INCH 7.3x2.2x1.6

● COLGADOR DOBLE
DOUBLE HANGER
PATERE DOUBLE
APPENDINO DOPPIO
CABIDE DUPLO
DOPPELTER HAKEN
DUBBELE KLEERHAAK
205 01 22



INCH 0.8x1.4x1.4

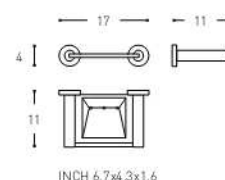
● PORTAGUANTES
HANGER
PATERE
APPENDINO
PORTA-LUVAS
HAKEN
KLEERHAAK
205 01 20



INCH 6.7x4.3x1.6

● JABONERA
SOAP DISH
PORTE-SAVON
PORTASAPONE
SABONETEIRA
SEIFENSCHALE
ZEEPBAKJE
205 01 32

NEW 205 01 32 D



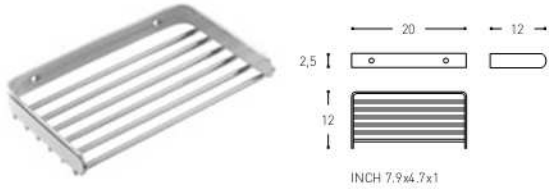
INCH 6.7x4.3x1.6

● JABONERA BAÑERA
SOAP DISH BATHTUB
PORTE - SAVON BAIGNOIRE
PORTASAPONE VASCA
SABONETEIRA BANHEIRA
SEIFENSCHALE FÜR BADEWANNE
BADZEEPBAKJE

205 01 33

NEW 205 01 33 D

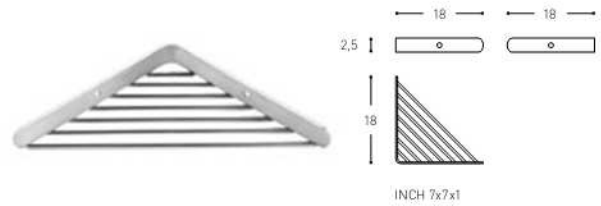




INCH 7.9x4.7x1

- JABONERA REJILLA
GRILLE SOAP DISH
PORTE SAVON GRILLE
PORTASAPONE GRIGLIA
SABONETEIRA GRELHA
GITTERSEIFENSCHALE
ZEEPAKJE ROOSTER

290 02 39



INCH 7x7x1

- JABONERA REJILLA RINCÓN
GRILLE CORNER SOAP DISH
PORTE - SAVON GRILLE D'ANGLE
PORTASAPONE GRIGLIA ANGOLO
SABONETEIRA GRELHA DE CANTO
GITTERECKSEIFENSCHALE
ZEEPAKJE ROOSTER - EN HOEKVORM

290 02 30

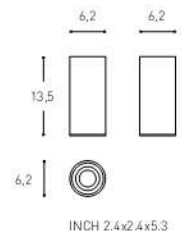


INCH 6.7x4.3x3.9

- ○ ◆ PORTAVASO
GLASS HOLDER
PORTE - VERRE
PORTABICCHIERE
PORTA - COPO
GLASHALTER
BEKERHOUDER

205 01 52

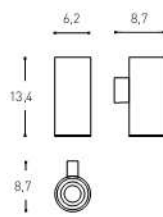
NEW 205 01 52 D



INCH 2.4x2.4x5.3

- PORTACEPILLOS ENCIMERA
FREE STANDING BRUSH-HOLDER
PORTE-BROSSE À DENTS À POSER
PORTASPAZZOLINI DA APPOGGIO
PORTA-ESCOVA DE DENTES DE BAN-
CADA
ZAHNBÜRSTENHALTER FÜR AUFLAGE
TANDENBORSTELHOUDER VOOR BLAD

205 01 51

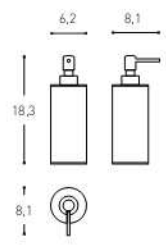


INCH 2.4x3.4x5.3

- PORTACEPILLOS
BRUSH-HOLDER
PORTE-BROSSE À DENTS
PORTASPAZZOLINI
PORTA-ESCOVA DE DENTES
ZAHNBÜRSTENHALTER
TANDENBORSTELHOUDER

205 01 53

NEW 205 01 53 D

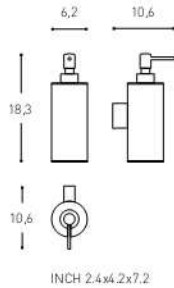


INCH 2.4x3.2x7.2

- DOSIFICADOR ENCIMERA
FREE STANDING SOAP DISPENSER
PORTE-SAVON LIQUIDE À POSER
DISPENSER DA APPOGGIO
DISPENSADOR SABONETE DE BANCADA
AUFLAGESEIFENSPENDER
DOSEERDER VOOR BLAD

205 01 04

architect

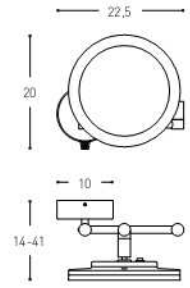


INCH 2.4x4.2x7.2

- DOSIFICADOR
SOAP DISPENSER
PORTE-SAVON LIQUIDE
DISPENSER
DISPENSADOR SABONETE
SEIFENSPENDER
DOSEERDER

205 01 03

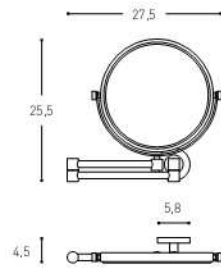
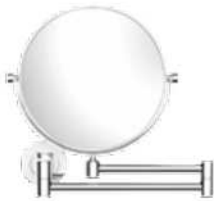
NEW 205 01 03 D



INCH 8.8|3.9|x5.5- 16.1x7.9

- △ ◆ ESPEJO AUMENTO (X3) LED
MAGNIFYING MIRROR (X3) LED
MIROIR GROSSISSANT (X3) LED
SPECCHIO AUMENTO (X3) LED
ESPELHO AUMENTO (X3) LED
VERGRÖSSERUNGSSPIEGEL (X3) LED
VERGRROOTSPIEGEL (X3) LED

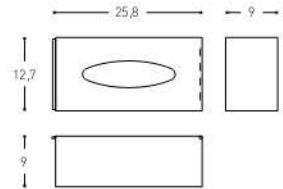
205 01 83



INCH 10.8|2.3|x1.8x10

- △ ◆ ESPEJO AUMENTO (X3)
MAGNIFYING MIRROR (X3)
MIROIR GROSSISSANT (X3)
SPECCHIO AUMENTO (X3)
ESPELHO AUMENTO (X3)
VERGRÖSSERUNGSSPIEGEL (X3)
VERGRROOTSPIEGEL (X3)

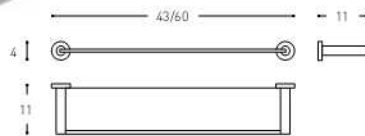
205 01 84



INCH 10.1x3.5x5

- CAJA KLEENEX
TISSUE BOX
BOÎTE KLEENEX
COFANETTO KLEENEX
CAIXA PARA LENÇOS DE PAPEL
KLEENEX-BOX
TISSUE DOOS

NEW 290 02 20



INCH 16.9|23.6|x4.3x1.6

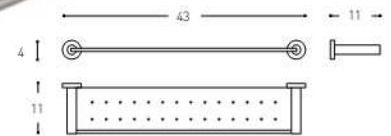
- ◆ ESTANTE VIDRIO
GLASS FLAT SHELF
TABLETTE VERRE
MENSOLA VETRO
PRATELEIRA VIDRO
GLASABLAGE
GLAZEN REK

205 01 44 43 CM / INCH 16.9

NEW 205 01 44 D 43 CM / INCH 16.9

205 01 45 60 CM / INCH 23.6

NEW 205 01 45 D 60 CM / INCH 23.6




INCH 16.9x4.3x1.6

- ○ ESTANTE INOX
STAINLESS STEEL FLAT SHELF
TABLETTE INOX
MENSOLA INOX
PRATELEIRA INOX
EDELSTAHLABLAGE
ROESTVRIJ STAAL REK

205 01 46

NEW 205 01 46 D

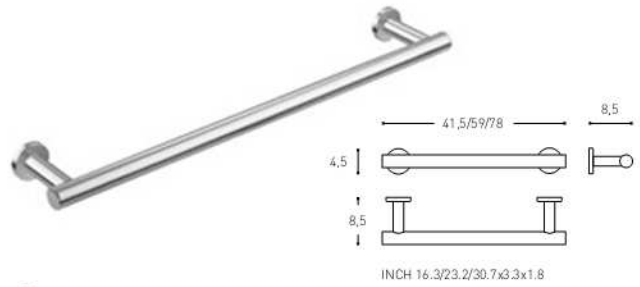




TOALLERO
TOWEL RACK
PORTE - SERVIETTE
PORTASALVIETTE
TOALHEIRO
HANDTUCHSTANGE
HANDDOEKHOUDER

205 01 67

NEW 205 01 67 D



TOALLERO
TOWEL RACK
PORTE - SERVIETTE
PORTASALVIETTE
TOALHEIRO
HANDTUCHSTANGE
HANDDOEKHOUDER

205 01 64 41,5 CM / INCH 16.3

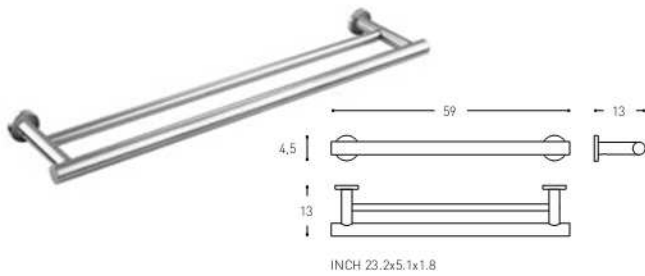
NEW 205 01 64 D 41,5 CM / INCH 16.3

205 01 65 59 CM / INCH 23.2

NEW 205 01 65 D 59 CM / INCH 23.2

205 01 66 78 CM / INCH 30.7

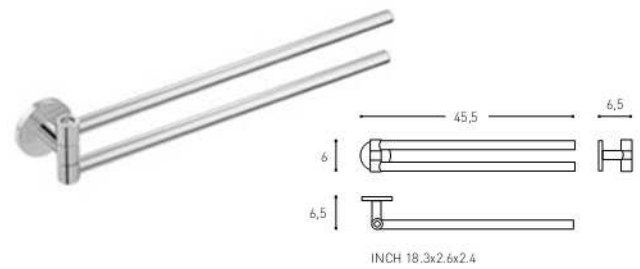
NEW 205 01 66 D 78 CM / INCH 30.7



TOALLERO DOBLE
DOUBLE TOWEL RACK
PORTE - SERVIETTE DOUBLE
PORTASALVIETTE DOPPIO
TOALHEIRO DUPLO
DOPPELTE HANDTUCHSTANGE
DUBBELE HANDDOEKHOUDER

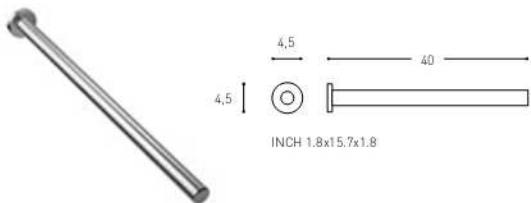
205 01 61

NEW 205 01 61 D



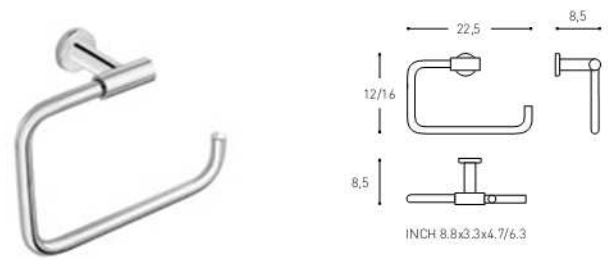
TOALLERO GIRATORIO DOBLE
DOUBLE SWIVEL TOWEL RACK
PORTE - SERVIETTE PIVOTANT DOUBLE
PORTASALVIETTE A SNODO DOPPIO
TOALHEIRO GIRATORIO DUPLO
DOPPELTE HANDTUCHSTANGE SCHWENKBAR
DUBBELE HANDDOEKHOUDER DRAAIBAAR

240 01 75



TOALLERO
TOWEL RACK
PORTE - SERVIETTE
PORTASALVIETTE
TOALHEIRO
HANDTUCHSTANGE
HANDDOEKHOUDER

205 01 69



TOALLERO ARO
TOWEL RING
PORTE - SERVIETTE ANNEAU
PORTASALVIETTE ANELLO
TOALHEIRO ARGOLA
HANDTUCHRING
HANDDOEKRING

205 01 71 12 CM / INCH 4.7

NEW 205 01 71 D 12 CM / INCH 4.7

205 01 72 16 CM / INCH 6.3

NEW 205 01 72 D 16 CM / INCH 6.3